




**HelpAge**

**International**

**Country profile:**

# The rights and wellbeing of older persons in Qatar

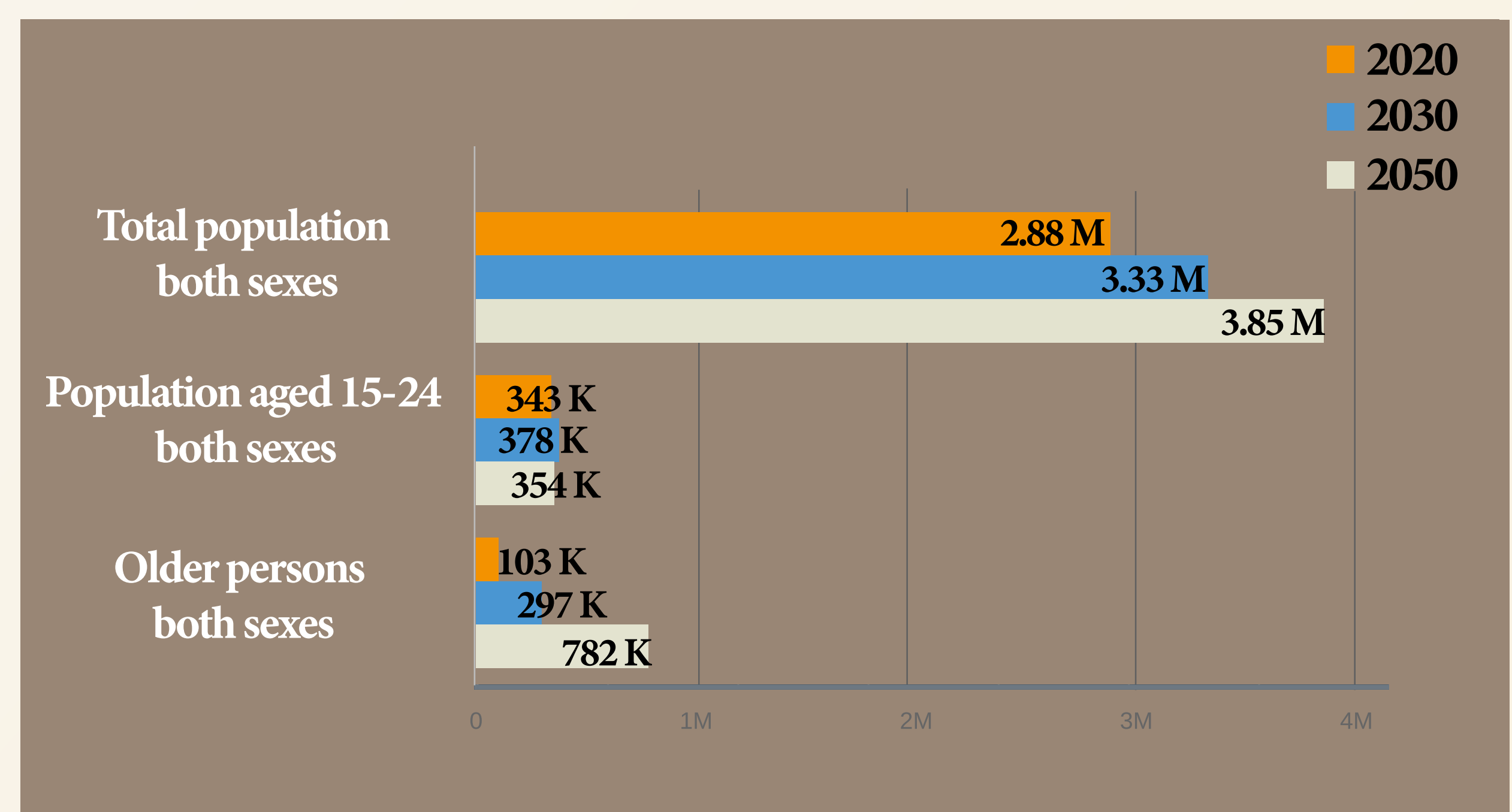
This infographic is part of the set of country profiles on ageing across the Arab region. Drawing on the latest openly available data from 2015 - 2020, it highlights the situation of older women and men<sup>1</sup> in relation to income, health, education, autonomy and safety, and how national systems and national strategies on ageing address their needs and their rights in these areas. These country profiles aim to help examine the progress towards older persons' inclusion in the Sustainable Development Goals, as well as to identify opportunities to strengthen national strategies and data.<sup>2</sup>



## GENERAL CONTEXT

### Number and proportion of older and younger persons, 2020 - 2050<sup>3</sup>

Qatar is going through a demographic shift as the number of persons aged 60+ is expected to increase seven-fold between 2020 - 2050 from 103,000 (3.6% of the total population) to 782,000 (20.3%).



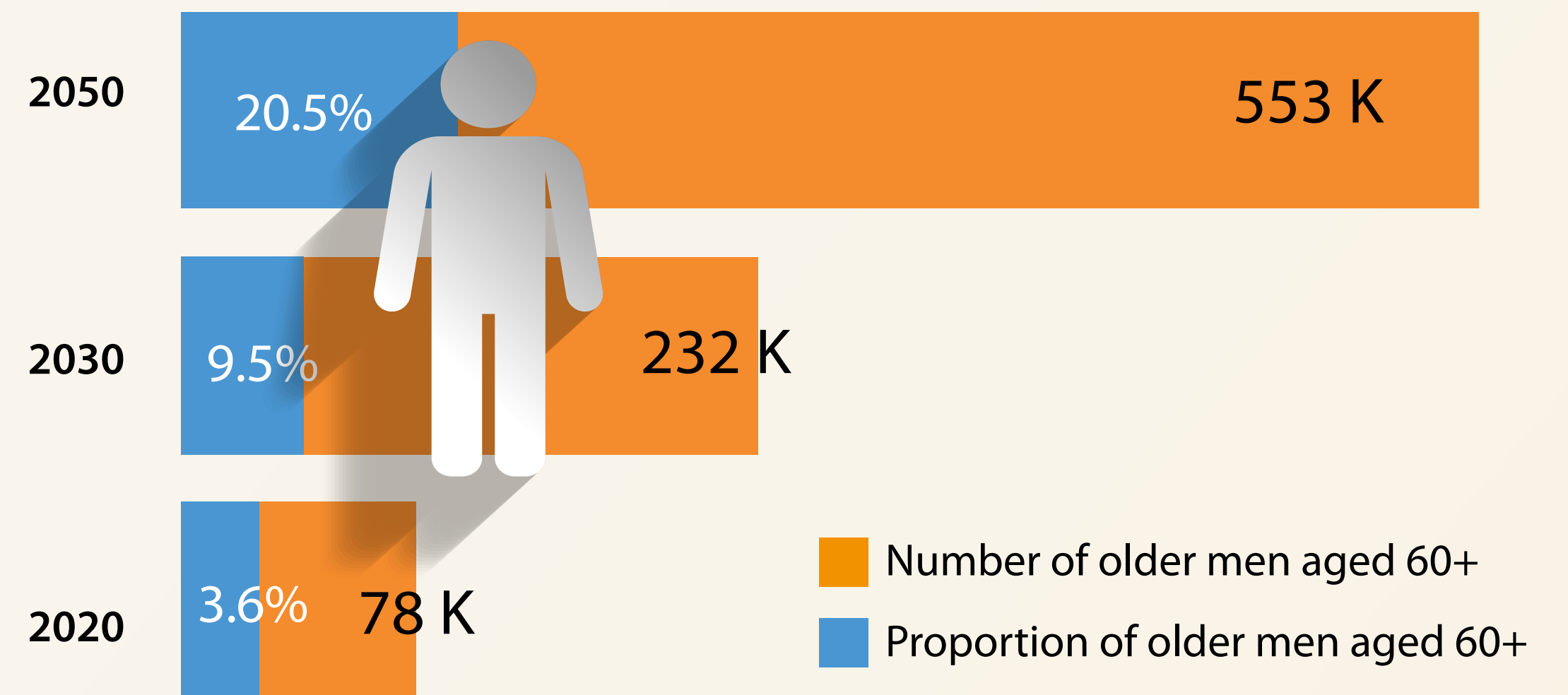
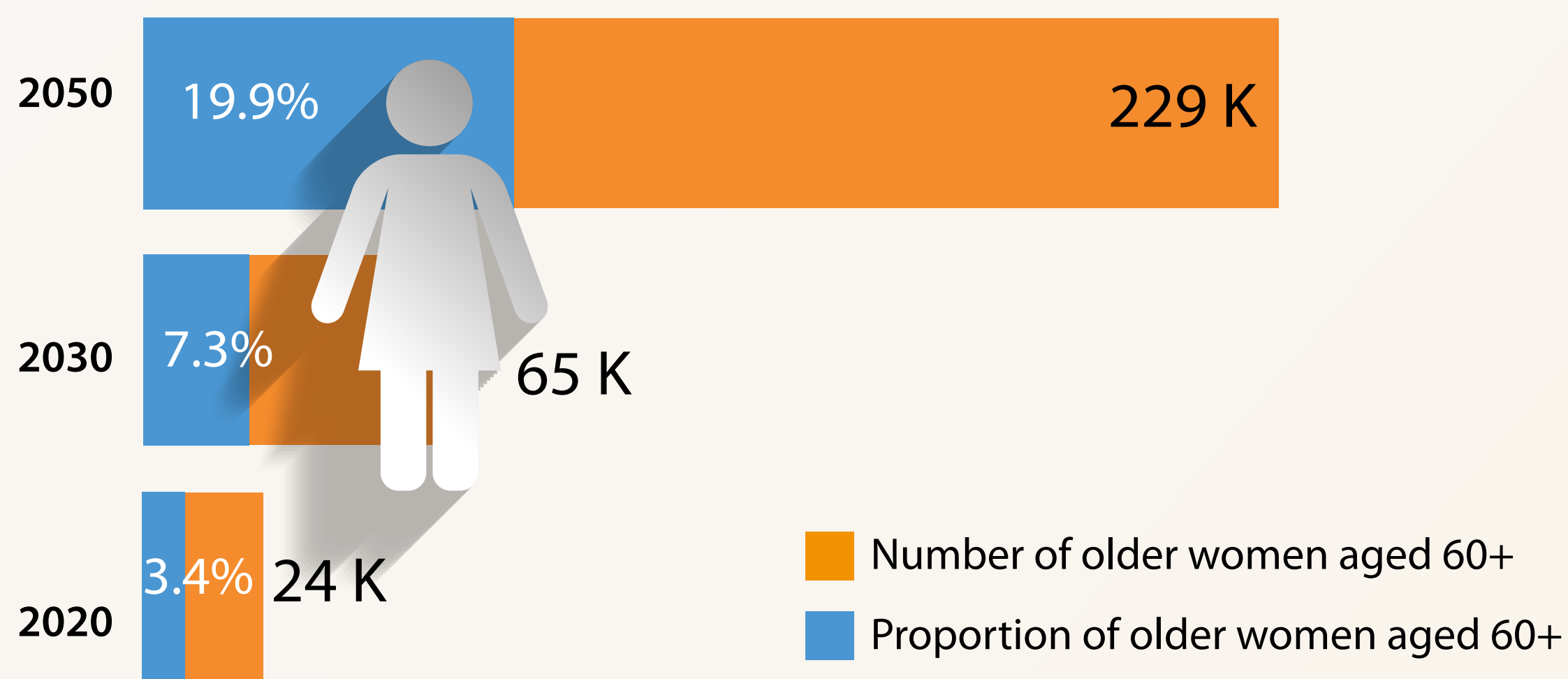
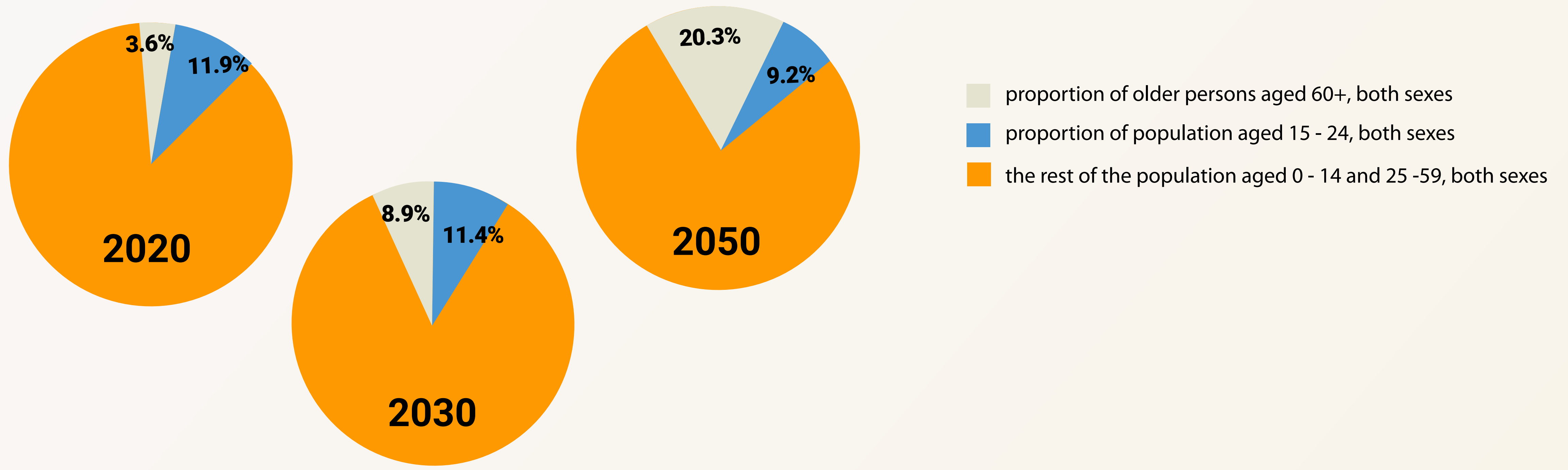
Over the same period, the number of persons aged 15 - 24 will increase by 3 percent.

<sup>1</sup> For statistical purposes, 'older person' is defined as an individual aged 60 and over.


<sup>2</sup> The profiles were prepared by HelpAge International. The profiles do not reflect the views of UNFPA and any errors are attributed to the researchers.

<sup>3</sup> Proportion of older women (men) is defined as the percentage of women (men) aged 60 and over of the women (men) of all ages. Throughout the profile some of the indicators are expressed as 'proportion of older persons/women/men'. Such indicators should be interpreted as a percentage of persons/women/men aged 60 and over of the respected population group, unless expressed otherwise. For example, '9.3% of older men have a disability' means that of all men aged 60 and over 9.3 per cent have a disability.





### Proportion of older persons by nationality<sup>ii</sup>




Qatar hosts a significant migrant population. According to the 2020 Census 71.2% of persons aged 60+ are non-Qatari.

The most recent data on prevalence of disability among older persons was collected by the 2020 Census. However, this data could not be included in the profile as age-disaggregated results had not been released.

To ensure every person is able to lead an independent and dignified life at any age, and their communities benefit from the demographic dividend,<sup>4</sup> national policies and systems across all sectors must address the wellbeing and rights of individuals across the life course<sup>5</sup>.

Qatar does not have a National Strategy on Ageing or a comprehensive law on the rights of older persons. However, the National Vision 2030 and the National Health Strategy 2018 - 2022 identify older persons as a priority population group. To assess the policy response, the profile examines the National Vision 2030<sup>iii</sup> by the Ministry of Development Planning and Statistics, and the National Health Strategy 2018 - 2022<sup>iv</sup> by the Ministry of Public Health.

## Proportion of older persons with disabilities



Existence of national strategy on ageing **NO**

Existence of national legislation and enforcement strategy against age-based discrimination **N.I.**

<sup>4</sup> The demographic dividend is the economic growth resulting from the number of persons in employment exceeding the number of persons outside of the labour market. Demographic dividend, <https://arabstates.unfpa.org/en/topics/demographic-dividend-6>

<sup>5</sup> Life course approach to policy recognises that individuals' roles, abilities, and needs are shaped by positive and negative experiences, and as we age these experiences accumulate. To mitigate immediate and long-term impacts of disadvantages, policies must consider how intersecting identities and varying forms of discrimination experienced across the life course can lead to individual 'being left behind'. Life course approach to ageing, <https://www.helpage.org/what-we-do/life-course-approach-to-ageing/>

<sup>6</sup> n.i. – data or information is not available.




# THE RIGHT TO SOCIAL PROTECTION, SOCIAL SECURITY, AND WORK

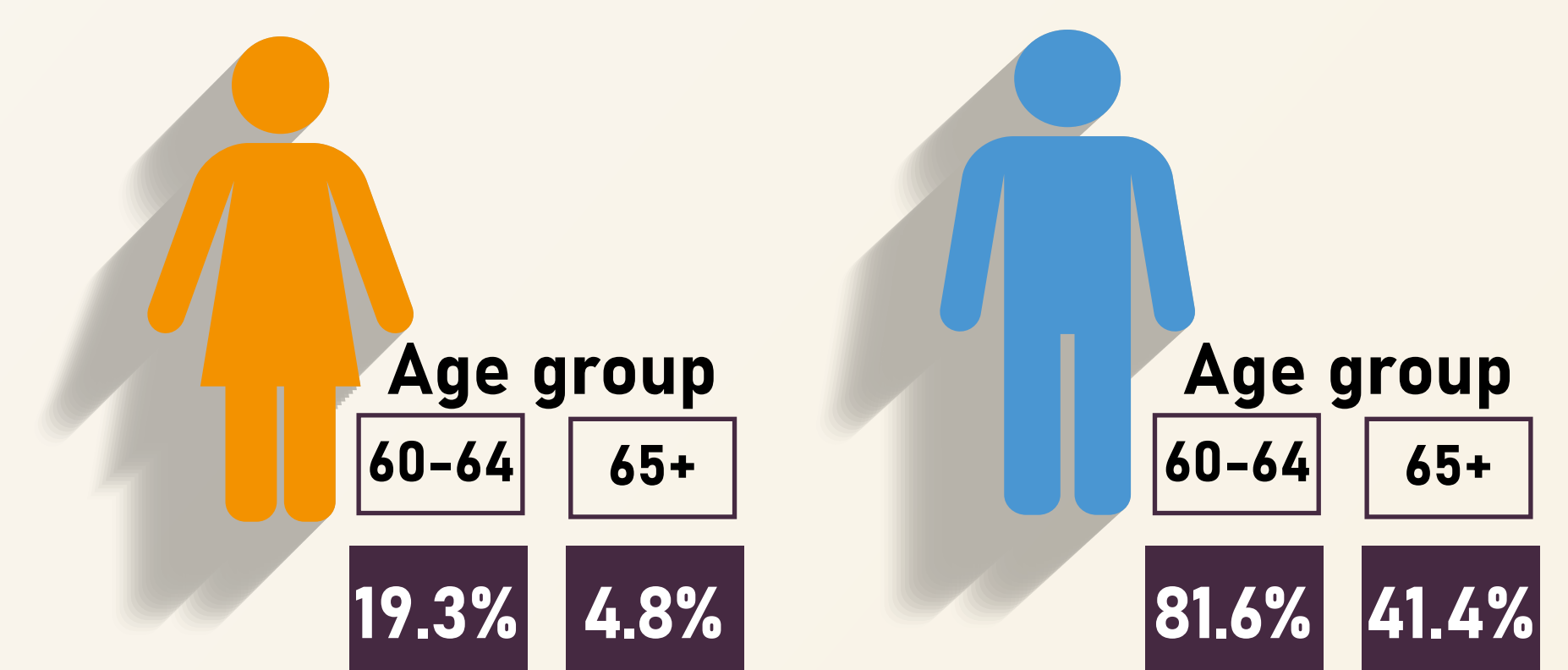
Data on poverty rates among older women and men is not available. Older persons continue to work past the age of 60, as 81.6% of men and 19.3% of women aged 60 - 64 are in employment. The employment rate declines with age to 41.4% and 4.8% among men and women aged 65+ respectively. It is estimated that only 8.2% of older women received a pension in 2016 compared with 22.9% of men.

The National Vision 2030 recognised the need for a stronger social protection system to ensure older persons can lead independent and dignified lives on an equal basis with others. While the National Vision 2030 commits to improve pension coverage and its adequacy, it does not acknowledge older persons' right to work when in receipt of a pension.

## How many older persons live in poverty?




## Who works in older age?



## How national systems and policies address the needs and rights of older persons

### Pension systems provide income security for all older persons



### National Vision 2030 addresses:

- Social protection and social security systems which provide universal coverage **YES**
- Social protection and social security measures that are of a high enough value, quantity and quality, and for the full period of life **Partial (not include quantity, quality and duration)**
- Freedom from discrimination on the basis of age and other grounds in all matters related to employment **NO**
- Right to work when receiving a pension **NO**

# THE RIGHT TO AUTONOMY, EQUALITY AND NON-DISCRIMINATION

Data on the ability of older women and men to make their own decisions about their finances, health, family life and other aspects of their lives is not available. While the National Vision 2030 recognises that the voice and participation of older persons should inform policy and programmes, it does not explicitly mention their right to autonomy over all aspects of their lives or the legal capacity to make decisions.

**How much freedom of choice and control do older persons feel they have over their life?**



**How national systems and policies address the needs and rights of older persons**

**National Vision 2030 addresses:**

- Older persons' autonomy and independence over all aspects of their lives **NO**
- Enjoyment of legal capacity to make decisions, to determine life plans and to lead autonomous and independent lives **NO**

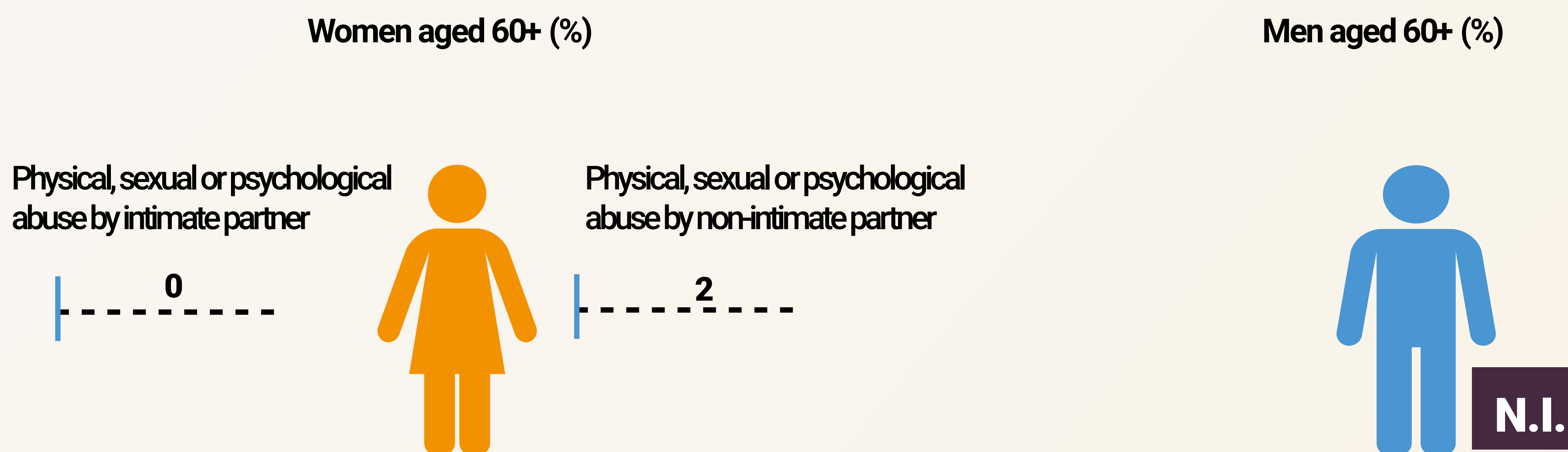


# THE RIGHT TO FREEDOM FROM VIOLENCE, ABUSE AND NEGLECT



Older women are more likely to be subjected to abuse by a non-intimate partner than husband. In 2019, 2% of all reported cases of non-intimate partner violence among women aged 15 and over were against older women. Information on neglect and financial abuse of older women as well as violence and abuse against older men is not available. The National Vision 2030 prioritises elimination of gender-based violence. However, it does not explicitly address violence, abuse and neglect of older women and men.

## How many older persons have experienced violence, abuse or neglect?<sup>vii</sup>



## How national systems and policies address the needs and rights of older persons

### National Vision 2030 addresses:

- All forms of violence, abuse and neglect in public and private settings **NO**
- Regular collection, analysis, utilisation and public dissemination of disaggregated information and statistics on all forms of violence, abuse and neglect **NO**

# THE RIGHT TO HEALTH

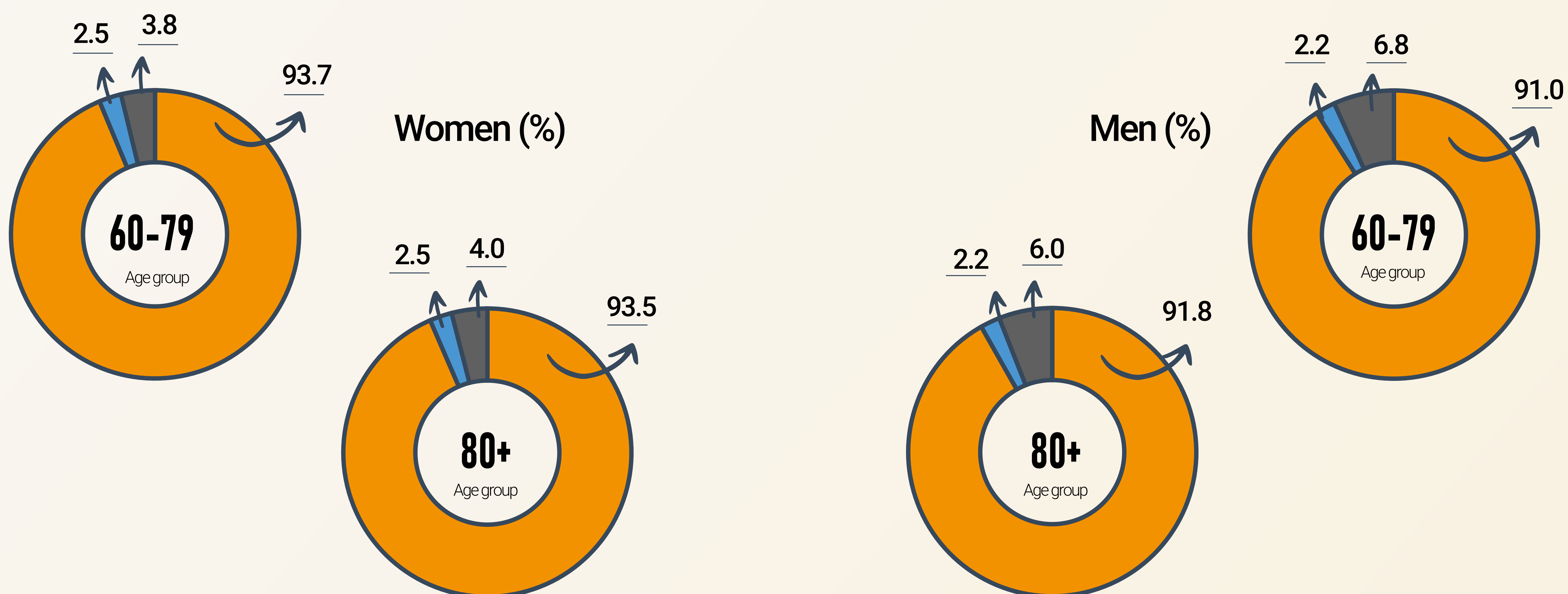
Non-communicable diseases account for more than 90% of years lived with disabilities among older persons. Diabetes and kidney diseases, musculoskeletal disorders, and sense organ diseases are leading causes of disability for both older women and men. The latest national data on prevalence of hypertension and diabetes is from 2012 and was not included here. More recent information was not openly available at the time of the publication.

In 2013 Qatar established a social health insurance scheme with universal coverage, and according to the 2019 data it offered 100 percent coverage of NCDs-related services.<sup>viii</sup>

The National Health Strategy 2018 - 2022 prioritises healthy ageing and commits to achieve improved provision of integrated care across the life span and enhanced palliative services.

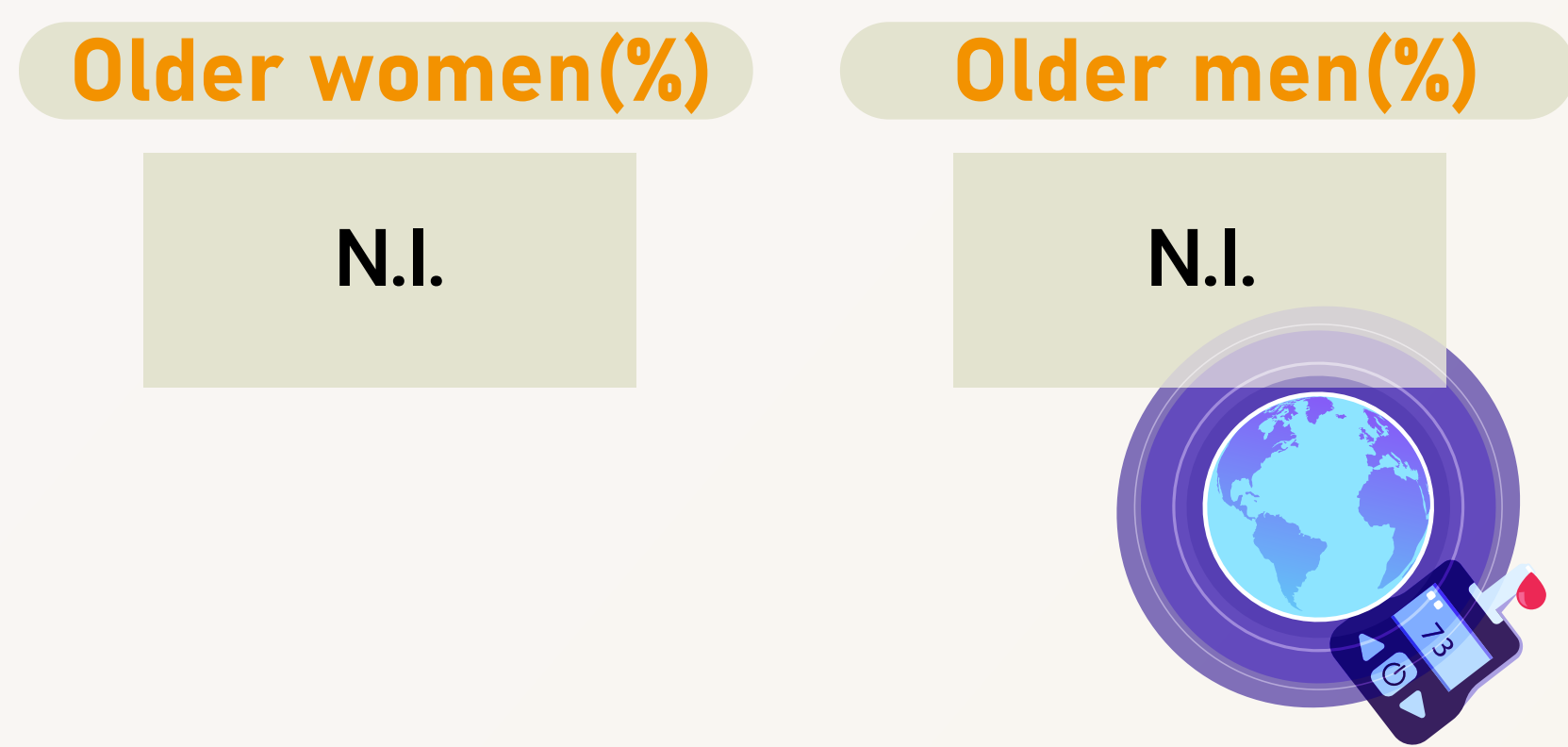
## What are the key causes of disability in older age?<sup>ix</sup>

● Non-communicable diseases    ● Communicable, maternal, neonatal, and nutritional diseases    ● Injuries

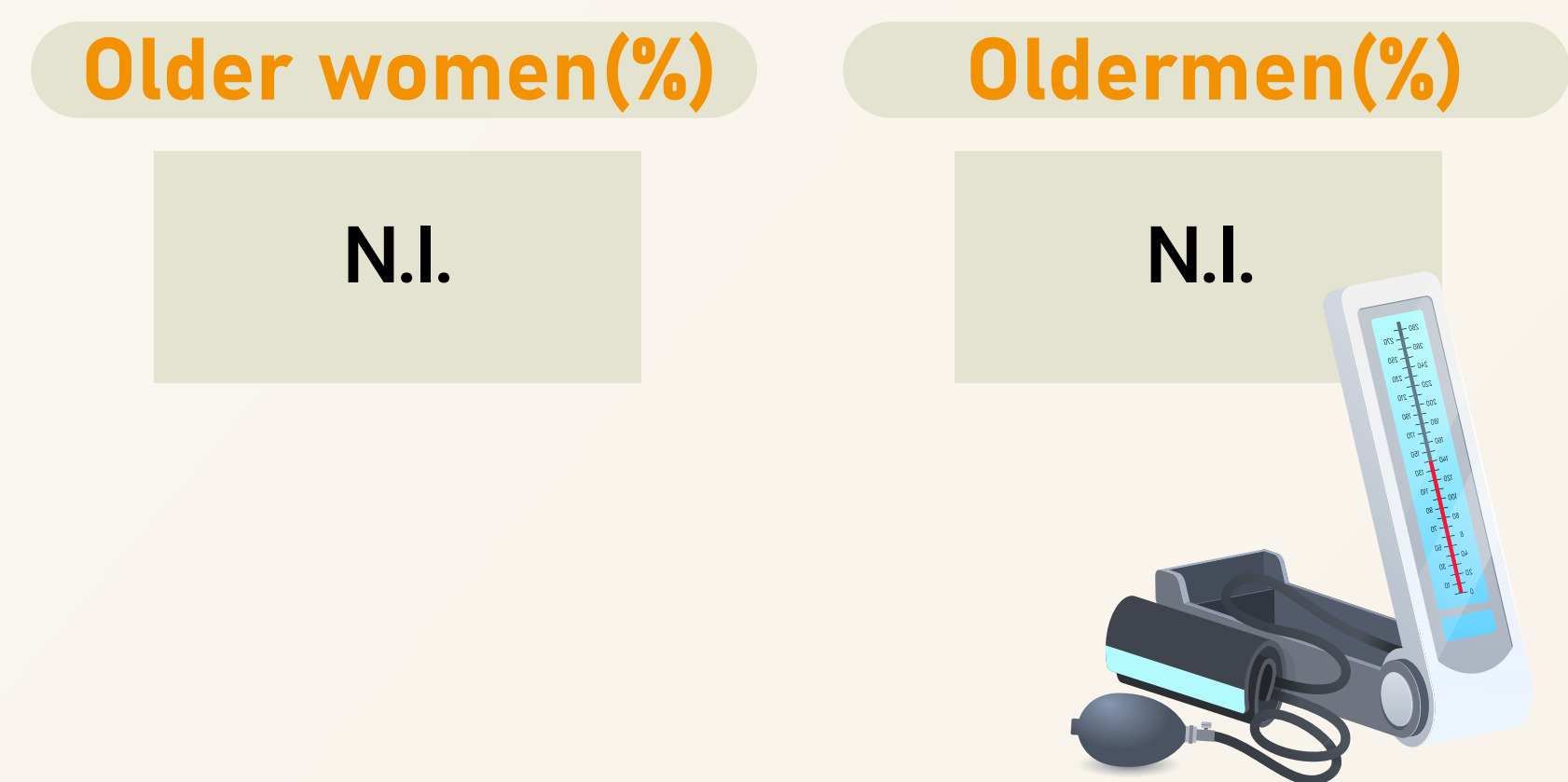




## How many older women and men have diabetes?




## How many older women and men have hypertension?



## How national systems and policies address the needs and rights of older persons

### Health protection covers all older persons <sup>x</sup>

Proportion of older persons covered by any type of health insurance



### National Strategy on ageing addresses:

- Continuum of quality and appropriate physical, mental and cognitive health services available and accessible to older persons and which deliver primary, secondary and tertiary health care integrated with care and support, wherever they may reside **YES**
- Holistic palliative care, including access to essential drugs and controlled medicines **YES**

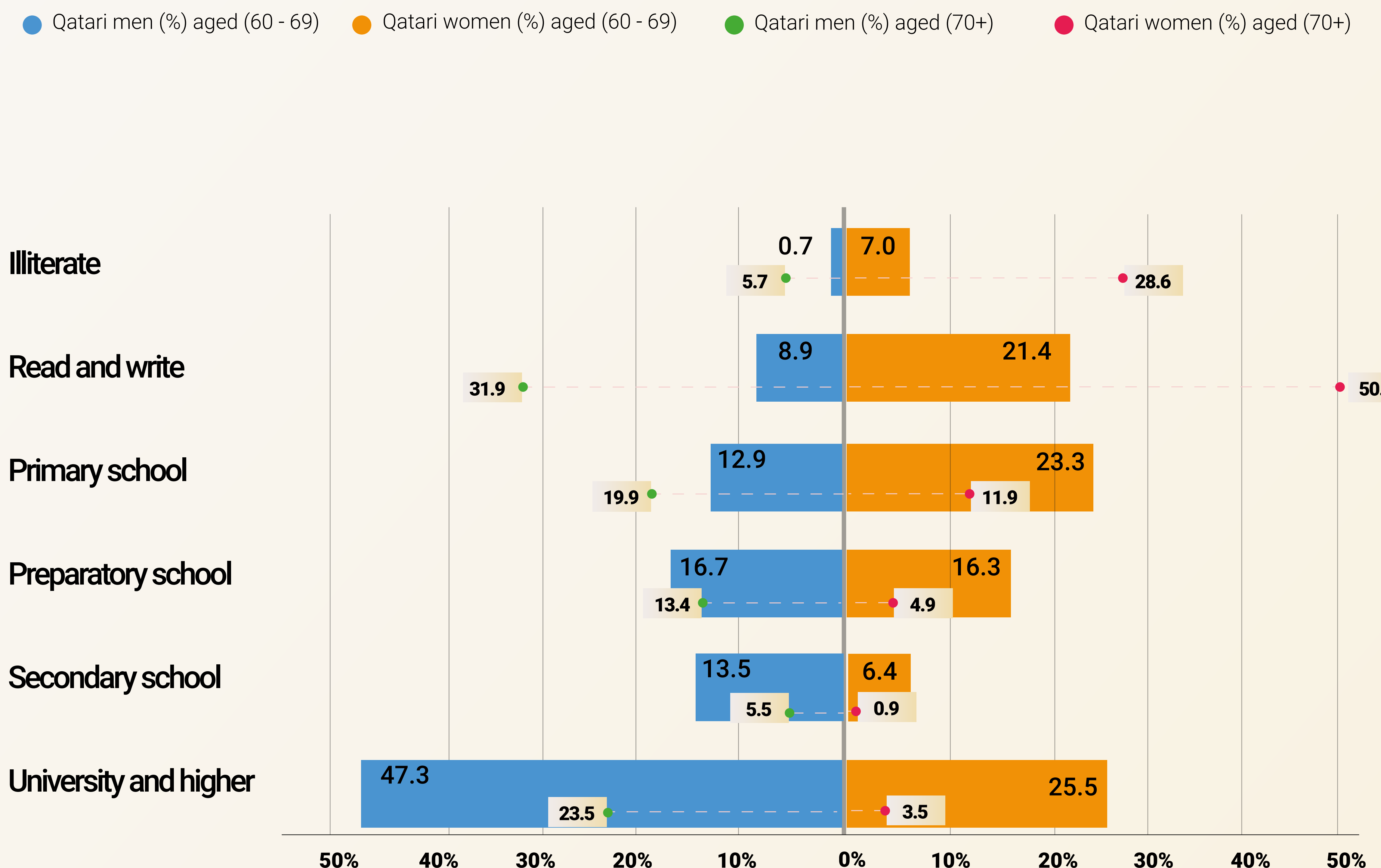


# THE RIGHT TO EDUCATION AND LIFELONG LEARNING

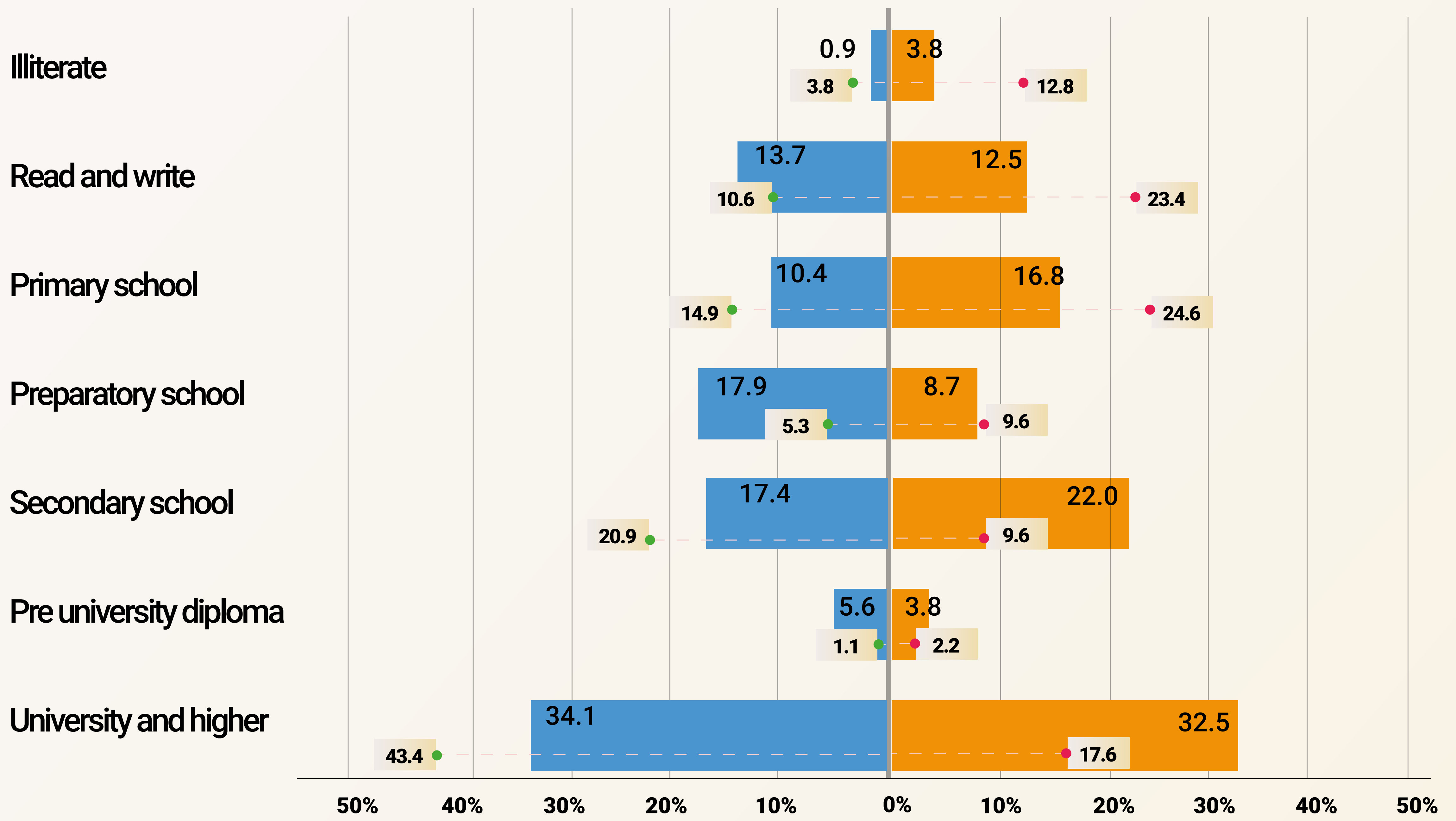
Gender, age and ethnic inequalities are observed across different levels of education. Among Qatari and Non-Qatari women and Qatari men, persons aged 70+ are more likely to have no formal schooling than individuals aged 60 - 69. Half of Qatari women aged 70+ do not have a formal education and can only read and write. An additional 28.6% of Qatari women aged 70+ are illiterate, compared with 5.7% of Qatari men and 12.8% of Non-Qatari women of the same age. The National Vision 2030 recognises the right of every person to education and training. however, the primary target population are children and youth, and lifelong learning and skills building needs of older persons are not addressed.

## How many older persons have an education? <sup>xi</sup>

Educational attainment of older persons by the highest level of education completed



● Non-Qatari men (%) aged (60 - 69) ● Non-Qatari women (%) aged (60 - 69) ● Non-Qatari men (%) aged (70+) ● Non-Qatari women (%) aged (70+)





## How national systems and policies address the needs and rights of older persons

### National Vision 2030 addresses:

- All forms of lifelong learning, education and skill building<sup>xii</sup>  
NO
- Learning opportunities adapted to the specific needs of older persons  
NO
- Lifelong learning, education and skills-building opportunities that are affordable and financially accessible  
NO

The Qatar National Vision 2030 acknowledges a lack of comprehensive law to protect the rights of older persons, and the existing National Strategies only partially address the rights of older women and men. There is a need for an ageing-specific Strategy that addresses gaps identified in the profile.

The review of statistics published during 2015 - 2021 by Qatar Planning and Statistics Authority, Ministry of Public Health, Qatar Open Data portal, Ministry of Administrative Development, Labour and Social Affairs, Ministry of Education as well as UN agencies shows that data to understand the situation of older women and men is collected across a variety of socio-economic indicators. However, data gaps exist on poverty among older persons, and violence, abuse and neglect against older men. Additionally, more recent statistics is needed on disability and prevalence of diabetes and hypertension among older persons.



## NOTES

- i United Nations, Department of Economic and Social Affairs, Population Division (2019). World Population Prospects 2019, Online Edition. Rev. 1. Excel files used: Population by broad age groups – male, population by broad age groups – female, percentage by broad age groups – male, percentage by broad age groups – female. <https://population.un.org/wpp/Download/Standard/Population/> Accessed 6 November 2021
- ii Author calculation based on Planning and Statistics Authority, Main results of the General Census of Population, Housing and Establishments 2020, Table 3 Total population by age groups in Census (2010, 2020) and Table 6 Population (15 years and above) by marital status, nationality and age groups in Census (2020) [https://www.psa.gov.qa/en/statistics/Statistical%20Releases/General/Census/Census\\_2020\\_Res\\_Summary\\_En.pdf](https://www.psa.gov.qa/en/statistics/Statistical%20Releases/General/Census/Census_2020_Res_Summary_En.pdf)
- iii Ministry of Development Planning and Statistics and UNDP, Qatar's Fourth National Human Development Report, Realising Qatar National Vision 2030. The Right to Development. [https://hdr.undp.org/sites/default/files/qatar\\_nhdr4\\_english\\_15june2015.pdf](https://hdr.undp.org/sites/default/files/qatar_nhdr4_english_15june2015.pdf)
- iv Ministry of Public Health, National Health Strategy 2018 - 2022 <https://www.moph.gov.qa/Style%20Library/MOPH/Files/strategies/National%20Health%20Strategy%202018%20-%202022/NHS%20EN.pdf>
- v ILOSTAT explorer, Employment-to-population ratio by sex and age (%) Annual, 2020. <https://www.ilo.org/shinyapps/bulkexplorer6/> Accessed 5 February 2022.
- vi UNDESA SDG Indicators Database, Indicator 1.3.1 Proportion of population above statutory pensionable age receiving a pension by sex (%), 2016. <https://unstats.un.org/sdgs/UNSDG/IndDatabasePage> Accessed 5 February 2022
- vii Qatar Planning and Statistics Authority, Sustainable Development Goals. State of Qatar. Table (5 - 2) Number of women aged 15 years and older subjected to physical, sexual or psychological violence by a current or former husband by age group, educational status, marital status, municipality, relation to labour force and place of violence (2016 - 2019), and Table (5 - 3) Number of women aged 15 years and older subjected to physical, sexual or psychological violence by a person other than the husband by age group, educational status, marital status, municipality, relation to labour force and place of violence. <https://gis.psa.gov.qa/GISApps/SDG/Data/PDF/En/SDG5.pdf>
- viii Planning and Statistics Authority, Sustainable Development, Goals State of Qatar, Goal 3: Ensure that all people enjoy health and wellbeing at all ages, Table 3 - 17 Coverage of essential health services (2016 - 2019), p.19 <https://gis.psa.gov.qa/GISApps/SDG/Data/PDF/En/SDG3.pdf>
- ix Global Burden of Disease Collaborative Network. Global Burden of Disease Study 2019 (GBD 2019) Results. Seattle, United States: Institute for Health Metrics and Evaluation (IHME), 2020. Years lived with disabilities 2019. Available from <http://ghdx.healthdata.org/gbd-results-tool> Accessed 6 February 2022



x Hukoomi, Health insurance, <https://hukoomi.gov.qa/en/article/health-insurance> Accessed 9 February 2022

xi Author calculation based on the Planning and Statics Authority, Annual Bulletin Labour force sample survey 2020, Table 9 Qatari males (15 years and above) by educational status and age groups, Table 10 Qatari females (15 years and above) by educational status and age groups, Table 12 Non-Qatari males (15 years and above) by educational status and age groups, Table 13 Non-Qatari females (15 years and above) by educational status and age groups, 2020, <https://bit.ly/3oHbOta> Accessed 9 February 2022

xii This includes tertiary education, vocational training, digital and new technology-based education, adult education, self, informal recreational and community-based education, lifelong learning programmes, legal literacy, and skills training in literacy, numeracy and technological competences. HelpAge International and UNFPA (2020)

UNFPA ASRO  
70 A Nahda Street,  
intersection with St. #22,  
Sarayat El Maadi,  
Cairo, Egypt  
[arabstates.unfpa.org](http://arabstates.unfpa.org)

HelpAge International  
PO Box 70156, London WC1A 9GB, UK  
4th Floor, 35 – 41 Lower Marsh,  
London, SE1 7RL, UK  
Tel +44 (0)20 7278 7778



@UNFPA\_Arabic



UNFPA Arabic



@ HelpAge



HelpAge International



unfpaarabic



UNFPA Arabic